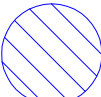

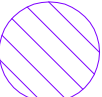




KEY PLAN

FARM ENTERPRISES

- Dairy farms 
- Tillage farms 
- Equine farms 
- Forestry/Bog/Scrub/Woodland 
- Farm yards 

M20 Cork - Limerick Motorway Scheme		CONSTRAINTS REPORT	
AGRONOMY - FARM ENTERPRISES		SHEET 6 OF 7	
Designed: CC	File Name: E-851	Drawing No:	Rev:
Drawn: CC	Scale: 1:50000	Figure 14-9	
Checked: EAM	Date: 16/09/08	P2	
Approved: MMC			

Rev	Date	Description	Appr
P1	16/09/08	FIRST ISSUE	MMC
P2	30/11/08	ISSUED FOR APPROVAL	MMC


Design Office:
 M20 Cork-Limerick
 National Roads Scheme,
 Malton,
 Co. Cork
 Tel: +353 22 70200
 e-mail: info@20.ie

ARUP

ep|sa

ep|sa

ep|sa



transp0rt21

progress in motion

Department of Transport

An Roinn Iompair

NDDP

YOUR TEAM - YOUR FUTURE

NRA

National Roads Authority

Includes Ordnance Survey Ireland data reproduced under OSI Licence number
 Unauthorised reproduction is prohibited. © Ordnance Survey Ireland and Government of
 Ireland copyright.
 © Ordnance Survey Ireland